



Applications: This durable, moisture-proof luminaire is ideal for locations where humidity and dust is a constant challenge. The seamless tubular housing allows easy cleaning of the fixture while providing excellent light control and high efficiency. Tubis is a good choice for heavy industrial/food processing facilities, pools and parking's.




**PRACHT®**

ON LIGHT

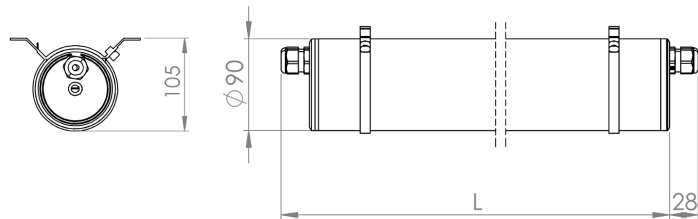
**TUBIS** LED LINEAR INDUSTRIAL LIGHT

**Do you need a different color temperature? Specific challenges? No problem. We deliver customized solutions.**



TUBIS	DELIVERED LUMEN	LENGTH	LED COLOR	BEAM SPREAD	VOLTAGE	HOUSING	DIMMING OPTION	MOUNTING	LOCATION	OPTIONS	
<b>TUBIS</b>	<b>116</b> 1 LED ROW 2266 LM (16W) <b>120</b> 1 LED ROW 2695 LM (20W)  <b>128</b> 1 LED ROW 4500 LM (28W) <b>144</b> 1 LED ROW 6500 LM (44W) <b>230</b> 2 LED ROW 9600 LM (60W) <b>134</b> 1 LED ROW 3900 LM (34W) <sup>1</sup> <b>234</b> 2 LED ROW 7800 LM (68W) <sup>1</sup>  <b>135</b> 1 LED ROW 5600 LM (35W) <b>154</b> 1 LED ROW 8000 LM (54W) <b>226</b> 2 LED ROW 8100 LM (52W) <b>142</b> 1 LED ROW 4900 LM (42W) <b>242</b> 2 LED ROW 9800 LM (84W) <sup>11</sup> <small>MORE OPTIONS ON REQUEST*</small>	<b>2.3</b> 2.3ft  <b>4</b> 4ft  <b>5</b> 5ft	<b>30</b> 3000 K <b>35</b> 3500 K <b>40</b> 4000 K <b>50</b> 5000K <b>65</b> 6500K	<b>SP</b> SPOT LENS (12°) <sup>1</sup> <b>WW</b> WALL WASH LENS(33°/13°) <sup>1</sup> <b>FL</b> FLOOD LIGHT LENS (29°) <sup>1</sup> <b>WFL</b> WIDE F. LIGHT LENS (50°) <sup>1</sup> <b>MB</b> MEDIUM BEAM REFL.(90°) <sup>1</sup> <b>WB</b> WIDE BEAM. (135°) <sup>2</sup> .  <sup>1</sup> Only available with <b>134, 234, 142, 242</b> delivered lumen option <sup>2</sup> Standard	<b>1</b> 120V <b>2</b> 277V <b>3</b> 347V	<b>PO</b> Prachtopal® <b>PC</b> Polycarbonate <b>SG</b> Silicate Glass <small>*made of acrylic</small>	<b>ADIM</b> 0-10V 5%. <b>ADIM+</b> 0-10V 0.1% <sup>3</sup> <b>DA</b> Dalí <sup>3</sup> <b>CA</b> Casambi <sup>3</sup> — None  <small><sup>3</sup>not available with 347V</small>	<b>SSC</b> Stainless steel clip single-sided Hinge <b>SPM</b> Single point mount hinged on one side. <b>SOC</b> Snap-on clamps, hinged on one side. <b>PS</b> Stainless steel mounting clamps for pendant suspension	  	<b>65</b> IP65 <b>68</b> IP68/IP69K <b>F</b> Farmer <b>HT</b> UP TO 50°C* <b>LT</b> DOWN TO -40°C  * MAX 10W/FT	<b>CRM</b> Continuous row mounting <b>SEC</b> Stainless steel end caps for protection <b>CSB</b> Custom length stainless steel bracket — None

**DIMENSIONS**



	2ft	4ft	5ft
<b>Length</b>			
<b>Weight :</b>	2.3 KG (5LB)	3.5 KG (7.7LB)	4 KG (8.8LB)
<b>Length :</b>	725mm (28.5in)	1285mm (50.6in)	1565mm (61.6in)
<b>Diameter :</b>	90mm (3.54in)	90mm (3.54in)	90mm (3.54in)

**APPLICATIONS**

Washing bays, made for high pressure hose cleaning, industry, high humidity areas, acadé illumination, unprotected outdoor areas, parking lots, industry, food industry, truck pit, swimming pool with high chlorine, slaughter house, tunnels, etc.

**HOUSING**

Seamless tubular housing made of polycarbonate (PC, impact-resistant) or Prachtopal® (PMMA, impact-resistant), essentially against acids and alkalis.

**MOUNTING**

Surface mounted luminaire suited for ceiling, pendant, horizontal under 4 ft and vertical wall mounting. Variable mounting points using custom-made tube stainless steel clips

**CERTIFICATION**

CSA certified to US and Canadian safety standards. LED Light Engine tested by LED chip manufacturer in accordance with IESNA LM-80-08. Lighting Facts qualified.

**LED ENGINE**

CRI 80+ MAC ADAM 3/90 CRI on request. L80/B10 up to 100000 hrs at 25°C L70/B50 100000 hrs at 25°C.

**WARRANTY**

5-year comprehensive system warranty (LED Light Engine, LED Driver and luminaire parts).

**BACK TO LIFE**

Luminaire can be refurbished and if available with new a generation of led and driver.

**EFFICACY**

Efficacy : Up to 160 lm/W

**SEALS**

Short, age-resistant silicone seals.

**FOOD**

Certified (IFS) International food standard, NFS certification available on request.

**IK PROTECTION**

IK 08 with Prachtopal (acrylic) housing IK06 with polycarbonate housing.

**LED DRIVER**

Driver output is Class 2 rated

**CAP LOCK**

IP68 (include IP66) cap lock suitable for wet locations or IP65 cap lock for condensation extraction.

**RESISTANCE**

Resistant against chlorine, acid, lye, ammoniac gazes

**FARMER**

Optimized for livestock farming, substantially acid and alkali resistant.

**TEMPERATURE**

High temperature environment up to 50°C / Low temperature environment down to -40°C

**MADE IN CANADA**

Luminaires are assembled under in Canada, Beloeil